



Orlando Gifted K8

Media Center Collection Development Plan
2023-24

Sean Maguire
Principal

Amber Lineberry
Certified Educational Media Specialist

Table of Contents

Table of Contents	2
Executive Summary	3
District Strategic Plan 2025	3
School Collection Development Plan	3
School Assessment Analysis	5
Collection Analysis	7
Collection Analysis by Category	8
Notes	8
Representation Analysis	9
Results	9
Strategic Focus	10
Budget and Purchasing Plan	11
Annual Budget 2023-2024	11
Purchasing Plan 2023-2024	11
Year-to-Year Collection Change	12

Executive Summary

District Strategic Plan 2025

Orange County Public Schools is the eighth-largest school district in the United States and the fourth largest in Florida. The district serves more than 206,000 students at 202 schools and is one of the largest employers in Central Florida with more than 25,000 team members.

Vision: To ensure every student has a promising and successful future.

Mission: With the support of families and the community, we create enriching and diverse pathways to lead our students to success.

School Collection Development Plan

Orlando Gifted K8 serves 427 students enrolled in grades second through eighth. The student population's ethnicity is made of 16% Hispanic and 84% Non-Hispanic students. Additionally, we serve a diverse population made up of 62% White, 13% Black, 0% Native, 18% Asian, 0% Pacific, and 7% Multicultural students.

The administration includes Principal Sean Maguire and Assistant Principal Andrea Hale. Orlando Gifted K8 is proud to offer the many special programs which provide students with opportunities. These include Sunshine State Young Readers Award, Chess Clubs, Safety Patrols, Lego League, Odyssey of the Mind, Garden Club, National Junior Honor Society, National Elementary Honor Society, CTE, Battle of the Books, Drama Club, Chorus, Student Government.

A thorough analysis of the current media center collection at Orlando Gifted K8 indicates that the average age of the collection is 2013 and the number of books per student is 16. The [American Association for School Libraries](#) has established a criteria for highly effective media centers that includes a ratio of 15-20 books available per student in the collection.

At this time, Orlando Gifted K8 does not meet the recommended standards for the number of books per student.

The analysis of the collection also revealed the following areas of strengths and concerns:

- The fact that our ELA proficiency is 90% or higher shows that we need higher level books.
- There are 3,000+ eBooks, audiobooks & digital magazines available in Sora and Destiny.
- This collection is in need of more popular fiction, graphic novels and non-fiction books like technology, computers, and animals that interest students that are more recently published.
- We are in need of more recently published computer and technology books as the age is older than recommended at an average of 2017 and the section also needs to be weeded.

- We have improved our number of Asian representation books by 3.2% of the total collection, our Hispanic representation books by 2.5% of the total collection and our Black representation books by 1% of our total collection, reflecting our student body.
- Weeding will focus on the OCPS Catalog Project as well as aged titles in fiction and/or nonfiction.

School Assessment Analysis

The school assessment analysis provides an overview of the school's assessment data for the previous two school years.

Proficiency Data							
Assessment	2021-22	Assessment	2022-23	Assessment	2021-22	Assessment	2022-23
		Star Early Literacy Proficiency	n/a				
		Star Reading Proficiency	96%			Star Math Proficiency	96%
FSA ELA Grade 3	100%	FAST ELA Proficiency Grade 3	98%	FSA Math Grade 3	100%	FAST Math Proficiency Grade 3	100%
FSA ELA Grade 4	98%	FAST ELA Proficiency Grade 4	97%	FSA Math Grade 4	100%	FAST Math Proficiency Grade 4	97%
FSA ELA Grade 5	96%	FAST ELA Proficiency Grade 5	96%	FSA Math Grade 5	86%	FAST Math Proficiency Grade 5	96%
FSA ELA Grade 6	92%	FAST ELA Proficiency Grade 6	92%	FSA Math Grade 6	88%	FAST Math Proficiency Grade 6	98%
FSA ELA Grade 7	96%	FAST ELA Proficiency Grade 7	95%	FSA Math Grade 7	98%	FAST Math Proficiency Grade 7	n/a
FSA ELA Grade 8	95%	FAST ELA Proficiency Grade 8	90%	FSA Math Grade 8	100%	FAST Math Proficiency Grade 8	96%
Civics EOC	98%	Civics EOC	100%	FSA Algebra 1 EOC	94%	BEST Algebra 1 EOC	98%

NGSSS Sci 5 EOC	89%	NGSSS Sci 5 EOC	99%	FSA Geometry EOC	100%	BEST Geometry EOC	100%
NGSSS Sci 8 EOC	89%	NGSSS Sci 8 EOC	85%				

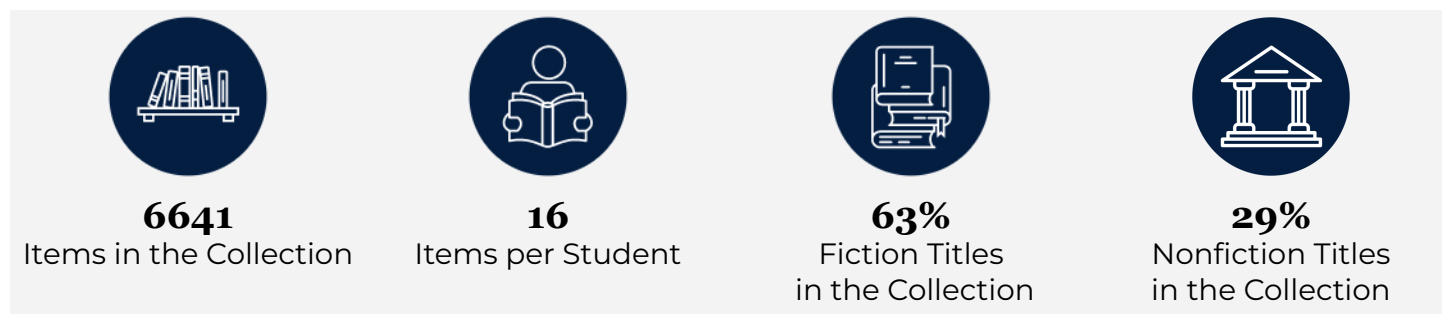
Comparison between 2021-22 and 2022-23 Testing Data

(adapted from <https://www.fldoe.org/accountability/assessments/k-12-student-assessment/results/2023.stml>)

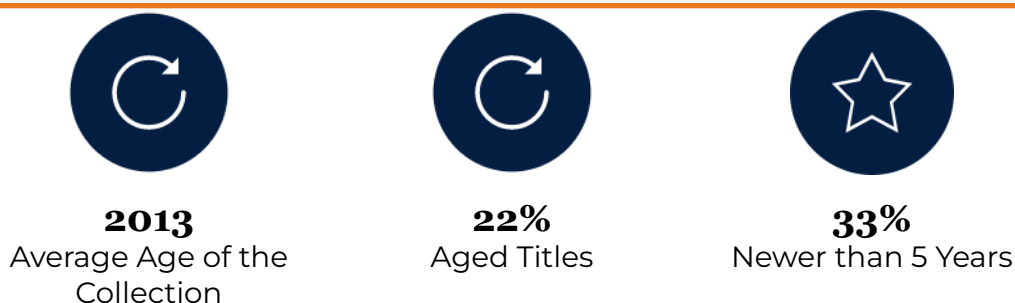
In 2023, the state transitioned from Florida Standards Assessments (FSA) to Florida Assessment of Student Thinking (FAST) for English Language Arts (ELA) and Mathematics. The 2022-23 for FAST and Benchmarks for Excellent Student Thinking (B.E.S.T.) End-of-Course (EOC) assessments are based on **provisional** achievement level cuts that are linked to each assessment's respective 2021-22 reporting scale. Comparisons should not be made between the 2023 data and previous years' data. The implementation of FAST K-2 in the 2022-23 school year was the first administration of statewide assessments for students in grades K-2. These assessments include Star Early Literacy Proficiency, Star Reading Proficiency, and Star Math Proficiency.

Collection Analysis

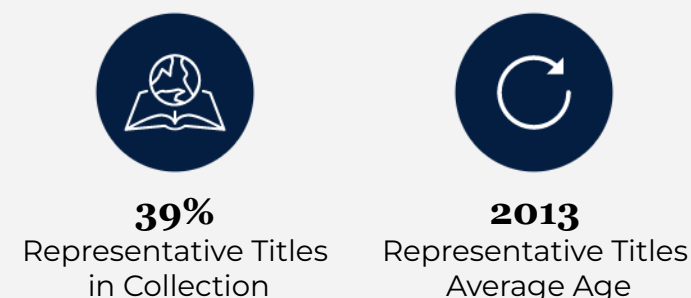
The collection is developed for and influenced by students, their interests, academic needs and alignment to the curriculum. The data below is a snapshot of the collection based on a Titlewise Analysis from July 2023. Purchasing or weeding after that time is not reflected in this data.



Library media resources are curated to include both recently published works and classics that both rightfully impact the average age of the collection.



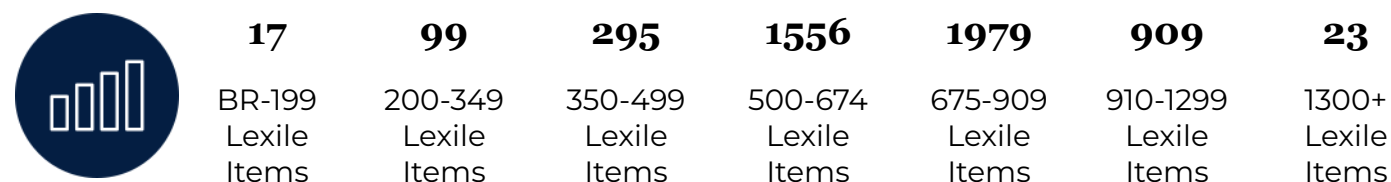
Library media resources should be representative of the school. A commitment to representative literature is reflective of **OCPS values such as equity, inclusion, and respect.**



Social-Emotional Learning (SEL) library media resources can contribute to the **development of character and social-emotional skills**, one of the OCPS's key performance indicators.



Library media resources are distributed across the ***Lexile reading level ranges*** noted below.



Collection Analysis by Category

The information collected in this section provides a detailed look at the current library collection by classification and genre. The information was gathered from Follett Destiny, the library management system, and Titlewave, the vendor's ordering and analysis tool.

Section	# of Titles	Average Age
Computer Science, Information & General Works	66	2018
Philosophy & Psychology	8	2010
Religion	10	2008
Social Sciences	317	2013
Language	9	2006
Science	450	2013
Technology	368	2016
Arts & Recreation	508	2017
Literature	81	2007
History & Geography	416	2012
Biography	319	2013
Easy	326	2010
General Fiction	3440	2012
Graphic Novels	413	2017

Notes

- Our graphic novel age is very good.
- Our technology age needs to be improved as it is currently at an average age of 2016 when it should be at an average age of 2020.
- The language collection is the oldest but languages tend not to change.
- Easy collection is small but we have higher readers so this collection is adequate.

Representation Analysis

Enrollment & Demographic Data					
<div>427</div> <div>2023-24 Student Enrollment as of September 7, 2023</div>	Subgroups		Federal Ethnicity		
	5% ELL	4% ESE	16% Hispanic	84% Non-Hispanic	
Federal Race Category					
62% White	13% Black	0% Native	18% Asian	0% Pacific	7% Multicultural

To deepen focus on strategic collection development, specific sections of the collection were analyzed in detail to determine whether the media center collection reflects and represents various points of view and experiences. The goal is to provide a balanced collection that can be both a mirror, to reflect a reader's experience, and a window, so readers can experience different viewpoints.

Results

Based on the available school data of Orlando Gifted K8 in comparison to Collection Analysis results, it was found that:

Student Representation	% of Students	Total # of Titles	Total % of Titles	Avg. Age of Titles
Hispanic	16%	250	4%	2017
Black	13%	345	5%	2014
Asian	18%	239	4%	2016

Strategic Focus

This page lists the priorities for selection and weeding for each school year and includes the action, updates, and outcomes. This is subject to change due to funding and time constraints.

School Year	Strategic Focus
2023-2024	Selection Priorities <ul style="list-style-type: none">• Technology and Computers• New Popular Fiction• Biography
	Weeding Priorities <ul style="list-style-type: none">• Technology and Computers• Biography• Easy
2024-2025	Selection Priorities <ul style="list-style-type: none">• Philosophy and Psychology• Biography• Science
	Weeding Priorities <ul style="list-style-type: none">• Science• Fiction• Philosophy and Psychology

Budget and Purchasing Plan

This page outlines the current budget available and specifically lists the priorities for this school year (2023-2024).

Annual Budget 2023-2024

State Funds	
Source	Amount
State (1001111000)	2,518.32
Internal Accounts	
Source	Amount
Internal	1686.85
Book Fair Profits	3,500.00
Scholastic Bucks	1,435.38
Library Fines	50.00
Grants or Donations	100.00
Read-A-Thon Profits	2,000.00
TOTAL	11,290.55

Purchasing Plan 2023-2024

Approximate Purchasing Plan	
Purpose	Amount
New Popular Fiction	3,500.00
Technology and Computers	1,500.00
Biography	1,500.00
Other titles as needed/requested by stakeholders	2290.55
Sunshine State Young Readers	2,500.00
TOTAL	11,290.55

Year-to-Year Collection Change

The information below represents the year-to-year change within the library media center collection from the 2022-23 to 2023-24 school year. The 2022-23 data is based on a collection analysis from June 2022, while the 2023-24 is based on a collection analysis from July 2023.

Data Reflection

- We increased the total number of items in our collection which allowed the items per student to be unchanged with our increase in student population.
- The average age went up one year with the year keeping us up to date..
- Representation items went 1% better representing our student body better.
- We did a good job of weeding last year and have our collection reflecting a newer average age because of it.

2022-23 Purchased and Weeded Materials		
Materials Added to the Collection	1714	Materials Weeded from the Collection 1069
Category	2022-23	2023-24
 Items in the Collection	5996	6641
 Items per Student	16	16
 Average Age of Collection	2012	2013
 Representative Titles in the Collection	38%	39%






OCPS Orlando Gifted K8 Collection Development Plan 2023-2024

Final Audit Report

2023-09-15

Created:	2023-09-15
By:	Amber Lineberry (Amber.Lineberry@ocps.net)
Status:	Signed
Transaction ID:	CBJCHBCAABAAQsfu--NxEmPaxMKoUQMnnMBBXQksr4kE

"OCPS Orlando Gifted K8 Collection Development Plan 2023-2024" History

-  Document created by Amber Lineberry (Amber.Lineberry@ocps.net)
2023-09-15 - 3:11:55 PM GMT- IP address: 168.184.83.44
-  Document emailed to Sean Maguire (sean.maguire@ocps.net) for signature
2023-09-15 - 3:12:48 PM GMT
-  Email viewed by Sean Maguire (sean.maguire@ocps.net)
2023-09-15 - 4:27:39 PM GMT- IP address: 168.184.83.38
-  Document e-signed by Sean Maguire (sean.maguire@ocps.net)
Signature Date: 2023-09-15 - 4:27:54 PM GMT - Time Source: server- IP address: 168.184.83.38
-  Agreement completed.
2023-09-15 - 4:27:54 PM GMT